



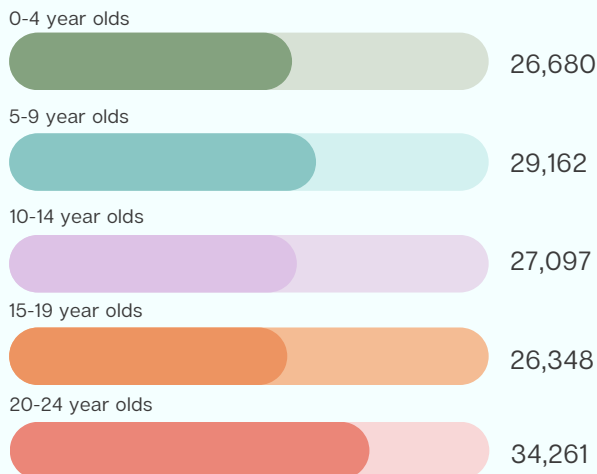
ACT's Children and Young People

A snapshot

At over 30% of the population, children and young people are a significant demographic group in the ACT. In order to uphold children and young people's rights, it is important to understand the varied backgrounds, circumstances and experiences they represent. Some are presented here.

Age 31.6%

of the ACT population are under 25



Australia Bureau of Statistics Regional Summary 2021



Health

12,977

0-24 YEAR OLDS WERE ON MENTAL HEALTH PLANS IN 2017*

2,879

SCHOOL STUDENTS ACCESSED DISABILITY EDUCATION PROGRAMS IN 2021**

57,028

0-24 YEAR OLDS HAD COVID IN THE FIRST HALF OF 2022***

95.65%

OF CHILDREN AGED 5 HAVE COMPLETE CHILDHOOD IMMUNISATION HISTORIES

* A picture of children and young people in the ACT

** Census of ACT public schools 2021

*** www.covid19.act.gov.au

**** www.health.gov.au



Home

12%



OF CHILDREN LIVE IN LOW INCOME HOUSEHOLDS
(ACTCOSS Factsheet)

25.7%



OF 15-19 YEAR OLDS SAID THEIR FAMILY'S ABILITY TO GET ALONG WAS FAIR OR POOR.*

699



CHILDREN LIVED IN OUT OF HOME CARE IN 2020
Child Protection Australia 2019-20:49

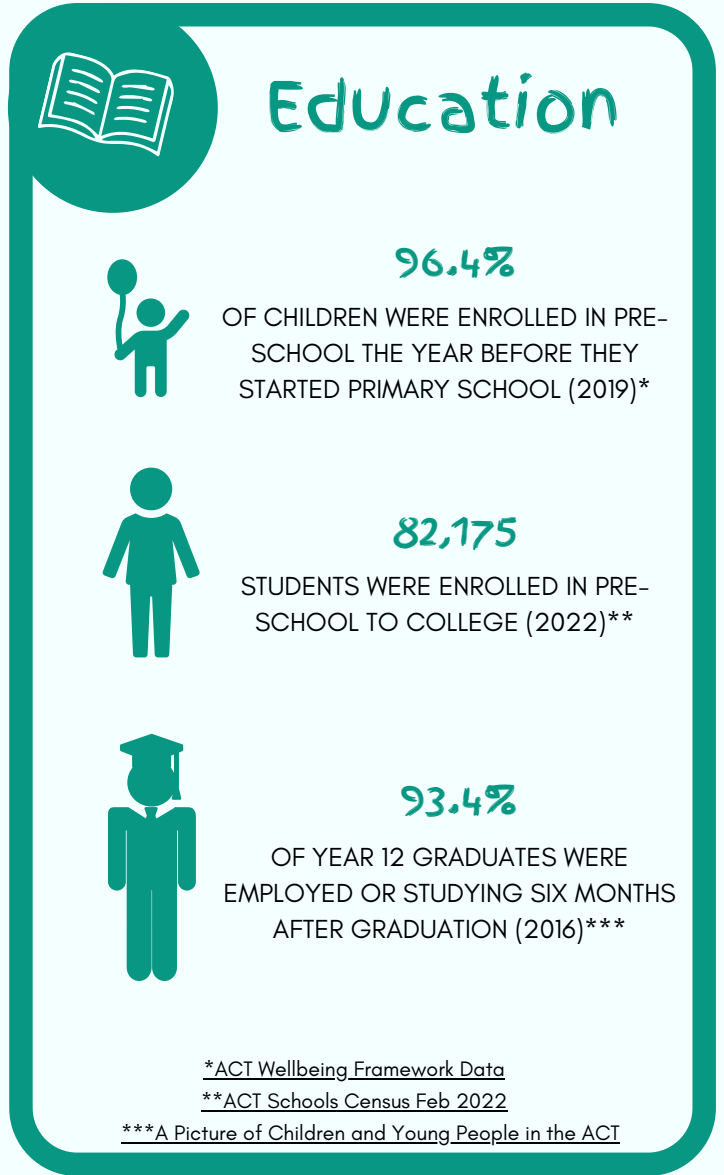
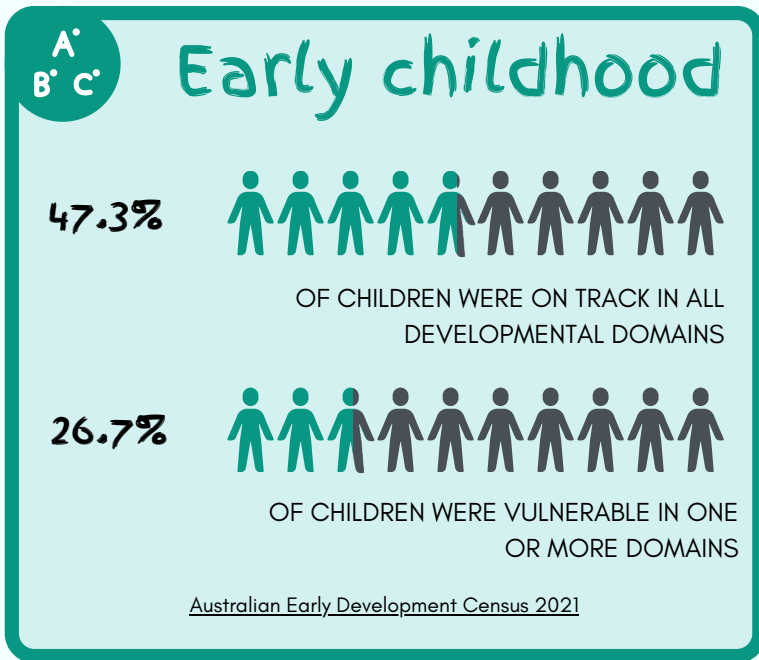
9.9%



15-19 YEAR OLDS WERE WORRIED ABOUT HAVING A SAFE PLACE TO STAY
* Annual Youth Survey 2022:61

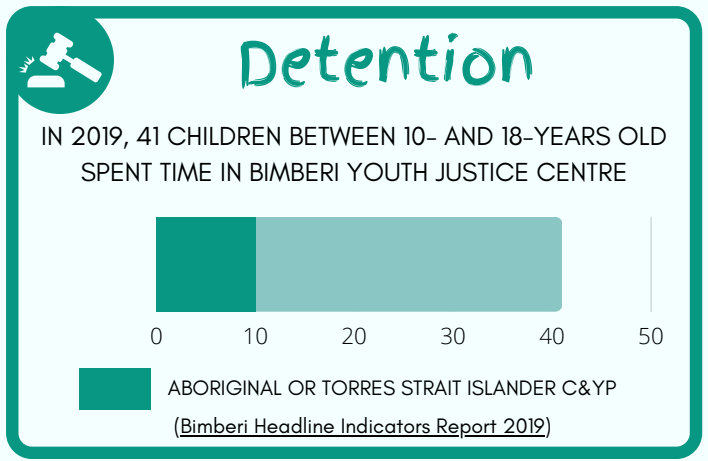
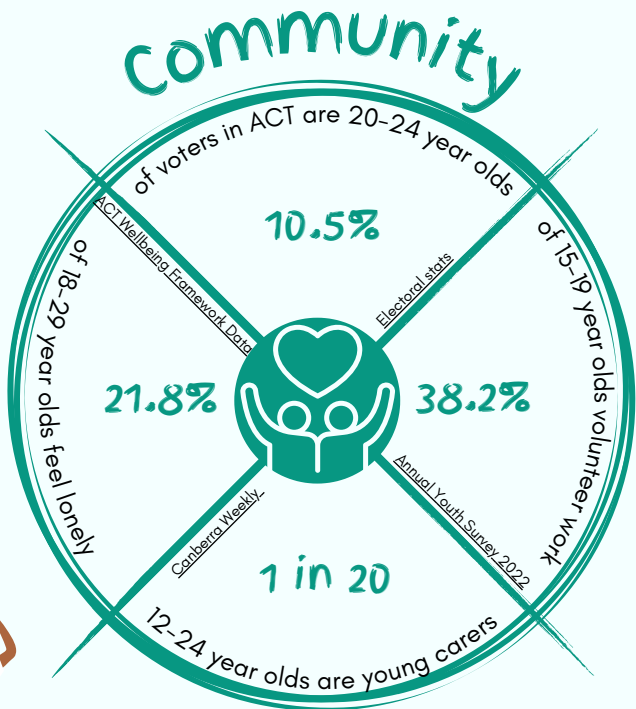


ACT's Children and Young People



57.2% of LGBTQA+ children and young people surveyed felt unsafe at school in the ACT.

Writing themselves In 4: ACT



60.6% OF 15-19 YEAR OLDS IN THE ACT THINK THE ENVIRONMENT IS THE MOST IMPORTANT ISSUE FACING AUSTRALIA

Annual Youth Survey 2022:61



Disclaimer

While every effort has been made to ensure the accuracy of this data, the ACT Children and Young People Commissioner is not responsible for errors in externally produced statistics.